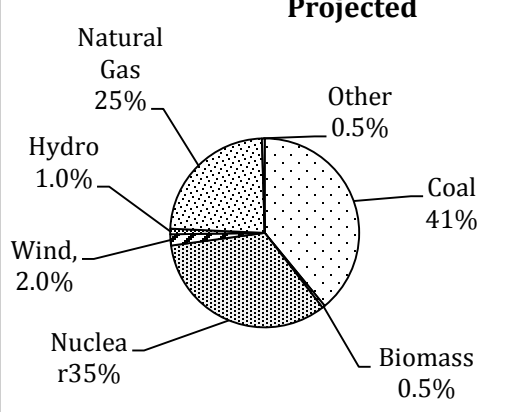
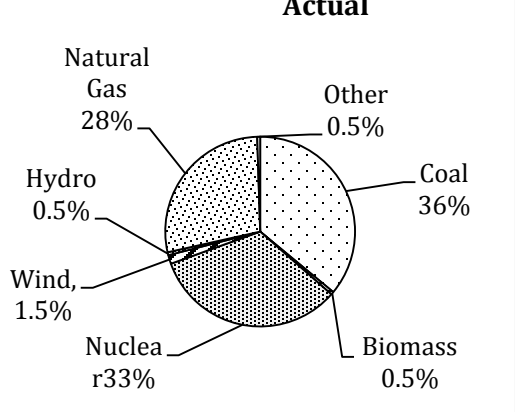



Environmental Disclosure Information – Quarterly Comparisons
Agera Energy LLC
Projected Data for the 2016 Calendar Year
Actual Data for the Period 01/01/16 to 9/30/16

Generation Resource Mix - A comparison between the sources of generation projected to be used to generate this product and the actual resources used during this period.	<p style="text-align: center;">Projected</p> 	<p style="text-align: center;">Actual</p> 	
Environmental Characteristics- A description of the characteristics associated with each possible generation resource.	Biomass Power Coal Power Hydro Power Natural Gas Power Nuclear Power Oil Power Other Sources Solar Power Wind Power	Air Emissions and Solid Waste Air Emissions and Solid Waste Wildlife Impacts Air Emissions and Solid Waste Radioactive Waste Air Emissions and Solid Waste Unknown Impacts No Significant Impacts Wildlife Impacts	
Air Emissions – Product-specific projected and actual air emissions for this period compared to the regional average air emissions.	 <p style="text-align: center;">Regional Average</p>		
Radioactive Waste - Radioactive waste associated with the product.	<p style="text-align: center;">Type:</p> High-Level Radioactive Waste Low-Level Radioactive Waste	<p style="text-align: center;">Quantity:</p> Unknown Lbs./1,000 kWh Unknown Ft ³ /1,000 kWh	
With in-depth analysis, the environmental characteristics of any form of electric generation will reveal benefits as well as costs. For further information, contact Agera Energy LLC at ageraenergy.com or by phone at 844-692-4372			



555 Pleasantville Rd. S-107
Briarcliff Manor, NY 10510
1.844.692.4372